

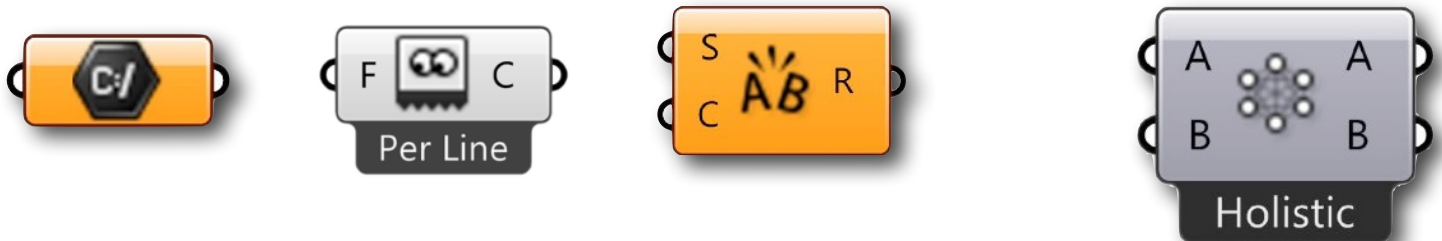
## INTRODUCTION AND INTERMEDIATE GRASSHOPPER 102

### Target Audience

This course is for design professionals who are proficient in Grasshopper basic and want to learn more advanced concepts and features. This course will be taught at an accelerated pace in an online, instructor-led environment.


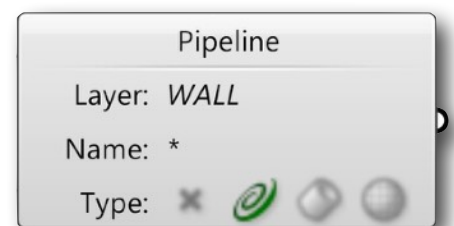
### Block 1-Day 1 [3-1/2 Hours]

- More details about the interface of GH and its workflow
- Introduction to more Parameters like: The Pipeline, File path, Read file, and String split, etc
- The new Short, Long, and Cross referenced list components



[ After the first block, we will have a one hour break for lunch ]

- Some "Sets" components
- Dispatch, Weave, and Null Item
- Duplicate and Stack data
- Make definitions with these components







[ Each day we will have around 10 min Q&A at the end of the 2nd Block ]



## INTRODUCTION AND INTERMEDIATE GRASSHOPPER 102

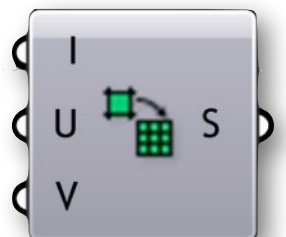
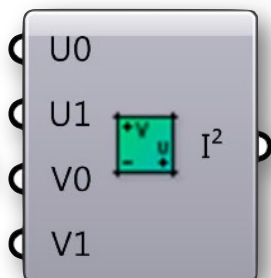

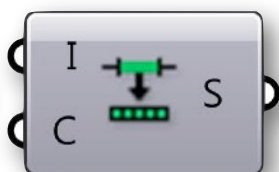
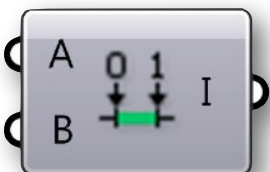
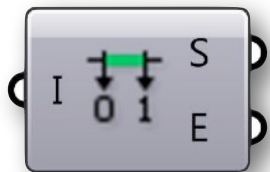

### Block 2-Day 1 [3-1/2 Hours]

- Introduction to some Math components
- The Absolute and Negative Math components
- Math Functions and the Expression Editor.



### Block 3-Day 2 [3-1/2 Hours]

- Make a Domain and also decompose a Domain, learn how to use them!
- Remap domain, useful component if you reparameterize surfaces!

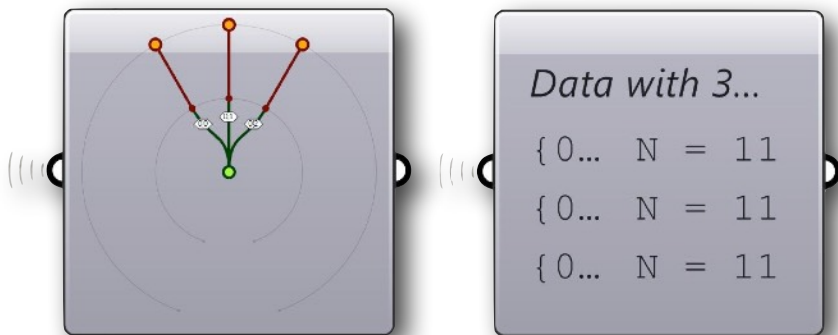





## INTRODUCTION AND INTERMEDIATE GRASSHOPPER 102

### Block 4-Day 2 [3-1/2 Hours]

- Step by step introduction to tree components
- Para Viewer component
- Flatten and Graft components
- Explode, Merge, and Flip Matrix components



- Tree Item and Tree Branch components
- Write definitions with all these Tree components
- Time permitting, we will include a short introduction to Paneling Tools for Grasshopper 0.9







## INTRODUCTION AND INTERMEDIATE GRASSHOPPER 102

We will try to do as many as possible short definitions..

